

Dvousložkové dávkovací systémy pro duální kartuše

DUAL MPP-1

NOVINKA

Vlastnosti

Vysoce přesné dávkování bez kapání

Přesné míchání a kontrola objemu dosahují díky jednotlivě poháněným pístům precizní přesnost dávkování.

4 typy směšovacího poměru (1:1 / 2:1 / 4:1 / 10:1)

Lze použít kartuše s různými směšovacími poměry. Snadné nastavení a jednoduchá údržba.

Typy kartuší


Směšovací poměr	1:1	2:1	4:1	10:1
Kapacita	25/50/75 mL	50 mL	50 mL	50/75 mL

Řízení teploty směšovacího dílu snižuje ztráty materiálu


Jedinečná funkce chlazení potlačuje vytvrzování materiálu po smíchání.

Snižuje ztráty materiálu při mikrodávkování.

Aplikace



Těsnění pro kryt telefonu

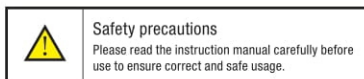
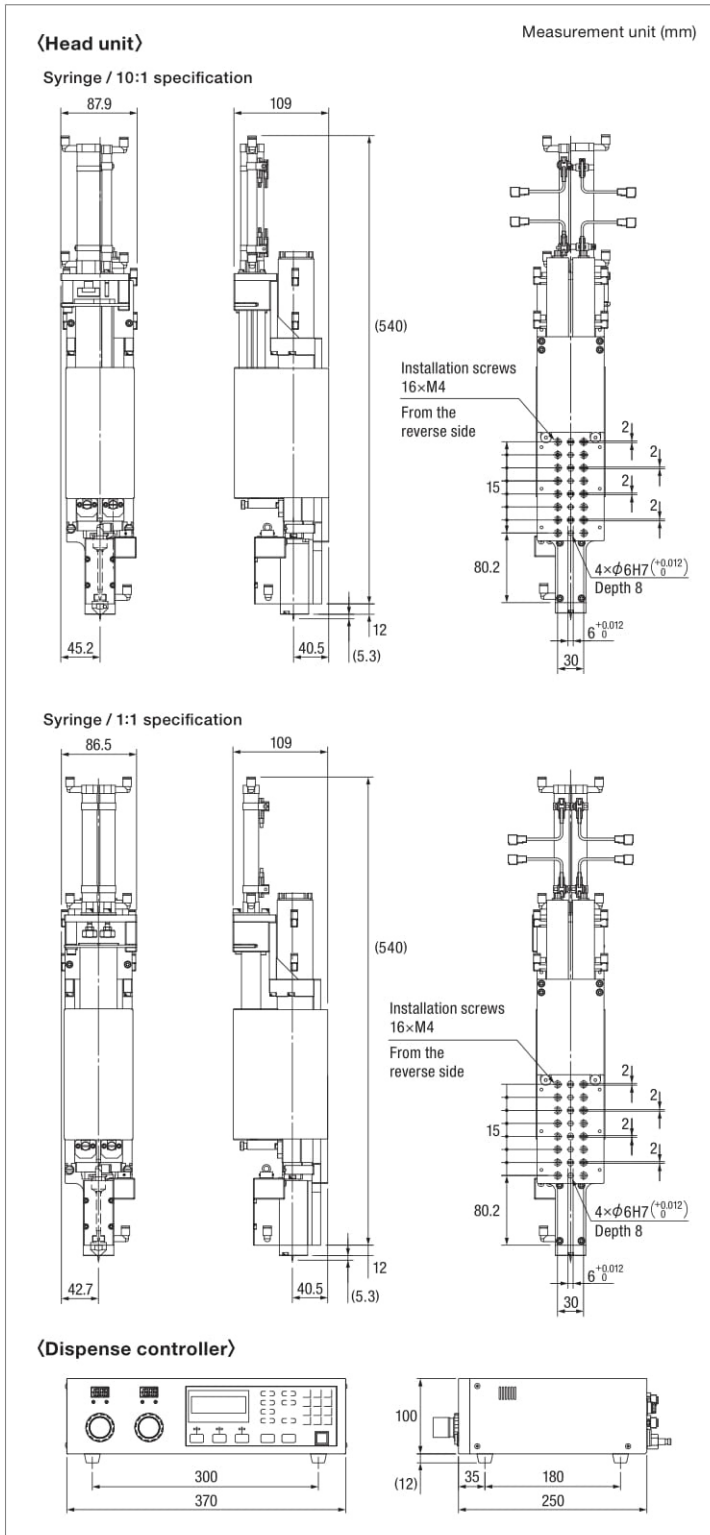


Těsnění pro kryt chytrých hodinek



Těsnění pro kužel reproduktoru

External dimensions



*These specifications are subject to change without any notice.

*The copyright of this catalog belongs to our company. Reproduction and distribution of the pictures, illustrations and any other information in this catalog to any other media without prior written permission are strictly prohibited; doing so will result in copyright infringement.

MUSASHI ENGINEERING, INC. (headquarters) is certified and registered according to the ISO 9001 Quality Management System and the ISO 14001 Environmental Management System.



Specifications

DUAL MPP-1

Name	DUAL-MPP-1
Model	M44-21363

DUAL MPP-1 Configuration

	Model	
	Syringe / 10:1 specification M44-21363-0004-00	Syringe / 1:1 specification M44-21363-0001-00
Head unit		
Dispense controller Customized MPP-1	Specifications for two-component fluid materials M44-20706-0001-00	
Custom-ordered sensor cables	M44-20706-0011-00	
Temperature controller Type 05iii fan Type peltier	M44-21363-01001-00	

Head unit DUAL MPP-1

Model	Syringe / 10:1 specification M44-21363-0004-00	Syringe / 1:1 specification M44-21363-0001-00
Dispensing method	Volume measuring type	
Major functions	Precision consistent dispensing of fluid material with viscosity fluctuation. Mixing and dispensing of two-component fluid materials.	
Volume setting range 2 pumps total dispensing volume	0.00002 to 0.5640 mL	0.00002 to 1.0160 mL
Operation environment	Temp: 15 to 35°C Humidity: 25 to 75% (without condensation) Altitude: 2,000 m or less, Indoor only	
Applicable material viscosity	1 to 100,000 mPa·s (reference)	
Applicable nozzles	Musashi nozzles	
Applicable syringes	MIXPAC[10:1](B-System)	MIXPAC[1:1](B-System)
Applicable static mixers	M35-21521-0304-00-7	M35-21521-0304-00-12
Compatible standards	EU RoHS2 *This is a customized product and does not conform to CE-marking.	
Weight	Approx. 4.0 kg	

Dispense controller

Model	M44-20706-0001-00
Dispensing mode	Timed mode, manual mode
Control system	Microcomputer digital control system
Display	LCD digital display (with back light)
Fluid feed pressure setting range	0.001 to 0.500 MPa
Total dispensing volume setting range	0.00002 to 99.99999 mL *1,2
Mixing ratio A-B setting range	0.0001 to 9.9999 *1,2
Head A-B dispensing volume setting range	0.00001 to 99.99999 mL *1,3
Dispensing time setting range	0.01 to 99.99s *1
Dispensing acceleration / deceleration time setting range	0.000 to 99.999 s *1
Maximum shot count	9,999 shot *1
Source pressure	0.400 to 0.800 MPa
Memory function	100 CH
Other functions	Japanese/English switch, Unit switch (ml, µl, g), specific gravity calculation, Remaining level detection, Suck-back, Simple cleaning, RS-232C communication
Rated power supply and frequency	AC100-240 V 50/60 Hz
Rated voltage allowable fluctuation range	Within ± 10% of nominal voltage
Power consumption	Up to 75 W
Operation environment	Temp: 15 to 35°C Humidity: 40 to 75% (without condensation) Altitude: 2,000 m or less, Indoor only
Compatible standards	EU RoHS2 *This is a customized product and does not conform to CE-marking.

*1 The setting range depends on the pump size used.

*2 Used in mixing ratio setting mode.

*3 Used in individual setting mode.

Custom-ordered sensor cables

Model	M44-20706-0011-00
Cable Type	Movable cables
Minimum bending radius	33.6 mm
Cable OD	5.6 mm
Length	Refer to length type e.g.: 015 → 1.5 m

Temperature controller [Type 05iii fan Type peltier]

Model	M44-21363-01001-00	
Control system	Heating and cooling PID method	
The setting range of temperature	-5.0 to 100.0°C	
Temperature adjustment range *1	-5.0 to 100.0°C (at an ambient temperature of 20°C)	
Temperature control accuracy	± 0.4°C	
Output pressure range	0 to 0.2 MPa	
External output	Connector	D-Sub 9 pin (socket)
	Output signals	Relay contact point DC 24V, 1A Upper limit warning output, and lower limit warning output
Source pressure range	0.0 to 0.7 MPa (Recommended supply pressure: Output pressure + 0.100 MPa or more)	
Rated power supply and frequency	AC100-240 V 50/60 Hz	
Rated voltage allowable fluctuation range	Within ± 10% of nominal voltage	
Power consumption	60 W	
Operation environment	Temp: 15 to 35°C Humidity: 40 to 75% (without condensation) Altitude: 2,000 m or less Indoor only	
Compatible standards *2	EU RoHS2, CE-marking (LVD, EMC directive)	
Weight	2.7 kg	

*1 If the dosing cycle is short, temperature control performance may not be sufficient. Please contact our sales department.

*2 CE-marking is only applicable when combined with temperature control block (TBP-SY0M-A-Δ).

○: 05, 10, 20, 30, 50

△: L, R

World Leading Dispenser
MUSASHI ENGINEERING, INC.